

MYTEE Products Inc.

Wet/Dry Vac



GENERAL SAFETY

These precautions have been written for your safety and the safety of others in mind. These precautions **MUST BE FOLLOWED** at all times to avoid serious injury, harm, and/or death, and damage to the unit.

Warning: To reduce the risk of fire, electrical shock, or injury:

1. READ ALL INSTRUCTIONS BEFORE USING EXTRACTORS.

2. Use only as described in this manual. Use only manufacturer's recommended attachments.
3. Plug your power cord into the nearest grounded outlet. Unit must be grounded.
4. Always unplug power cord from electrical outlet before attempting any adjustments or repairs. Do not unplug by pulling on cord. To unplug, grasp the plug, not the cord. Do not pull or carry by cord. Do not close a door on cord or pull cord around sharp edges or corners. Do not run appliance over cord. Keep cord away from heated surfaces.
5. Do not use with damaged cord or plug. If cord is damaged repair immediately.
6. Do not use outdoors or on wet surfaces and/or standing water.
7. Do not leave unit unattended when plugged in to electrical outlet. Unplug when not in use.
8. Do not allow to be used as a toy. Close attention is necessary when used by or near children.
9. Do not pick up flammable or combustible materials with extractor or use in areas where they may be present.
10. Do not leave the unit exposed to harsh weather elements. Temperatures below freezing will damage components and void warranty.
11. Use only the appropriate handles to move and lift extractor. Do not use any other parts of machine for this purpose.
12. Always wear safety equipment and appropriate clothing when operating extractor to protect from extremely hot water.
13. Keep hair, loose clothing, fingers and all parts of body away from all openings and moving parts.
14. Use extra care when cleaning on stairs.

Common sense is a powerful force in protecting the operator, the equipment and others from damage, injury and/or death.

LIMITED WARRANTY

Mytee Products Inc. equipment is manufactured, tested, and inspected in accordance with specific engineering requirements, and are warranted to be new parts free from defects in workmanship and materials for one year from date of purchase to the original retail purchaser only. Any equipment used in commercial rental agencies is not covered under this warranty. The machine should always be stored and transported upright. All equipment shipped from Mytee Products Inc. contains a warranty activation card. To secure warranty, this card must be filled out by the Customer and returned to Mytee Products Inc. along with a copy of the receipt upon purchase of the equipment. This warranty limits Mytee Products Inc. liability for defects in workmanship or materials to replacement of defective parts only. Mytee Products Inc. will not be liable for incidental or consequential damages arising from the use of any Mytee Products Inc. equipment, whether defec-

TROUBLESHOOTING

SYMPTOM: Unit will not turn on.

PROBLEM: Not plugged in

SOLUTION: Plug machine in proper outlet.

PROBLEM: Circuit breaker has popped.

SOLUTION: Reset circuit breaker. Make sure no other items are running on the same circuit as machine. Outlet must be a 15-amp circuit.

SYMPTOM: Vacuum motor not working properly.

PROBLEM: Switch on switch plate is bad.

SOLUTION: Replace switch.

PROBLEM: Drain valve is not shut completely.

SOLUTION: Close drain valve completely.

PROBLEM: Vacuum tank lid is not on tightly.




SOLUTION: Secure the vacuum tank lid on tightly.

PROBLEM: Vacuum hose is cracked or split.

SOLUTION: Replace vacuum hose.

PROBLEM: Ball float is shut off.

SOLUTION: Empty the vacuum tank of all wastewater.

	Description	Part Number
	Foam Filter	PC60
	Paper Filter	PC60D
	Vac motor	C360