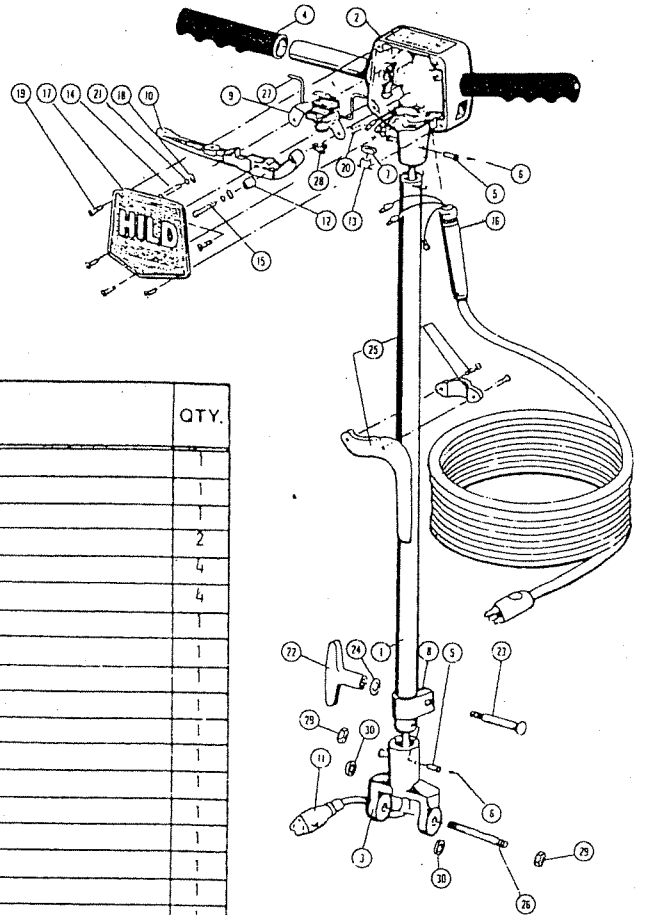
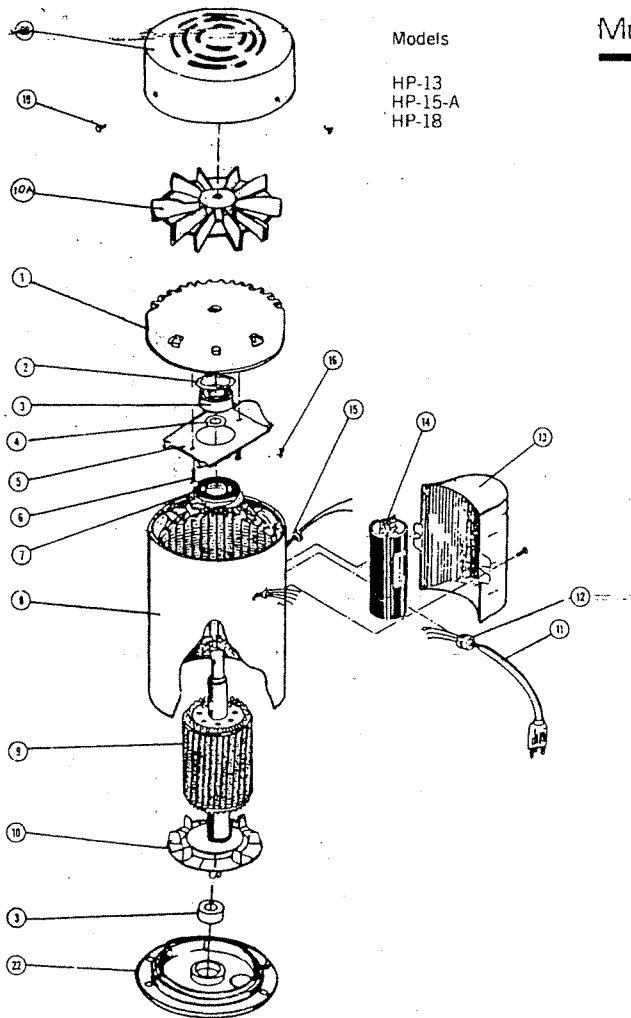


Handle Assembly



REF No.	PART No.	PRODUCT Code	DESCRIPTION	QTY.
1	24802-A	0248021	HANDLE TUBE	1
2	33863-A	0338631	SWITCH BOX	1
3	12835	0128350	FORK	1
4	13804-C	0138043	HANDLE GRIP	2
5	2265-5	0226505	RIVET	4
6	2265-5A	0226551	SEALING PIN	4
7	2080-26	0208026	WASHER	1
8	24837	0248370	CLAMP FOR HANDLE ADJUSTMENT	1
9	16880	0168800	SWITCH	1
13	24870-A	0248701	SWITCH LEVER	1
11	13831-B	0138312	CORD SET	1
12	24871-A	0248711	BUSHING	1
13	28875	0288750	STRAIN RELIEF	1
14	2010-7	0201007	MACHINE SCREW	1
15	2010-23	0201023	SCREW	1
16	25833	0258331	CORD SET	1
-	32833	0328330	CORD SET	1
17	24866-A	0248661	SWITCH BOX COVER	1
18	2080-18	0208018	FLAT WASHER	2
19	2135-11	0213511	THREAD CUTTING SCREW	5
20	2135-10	0213510	THREAD CUTTING SCREW	1
21	2105-4	0210504	LOCKWASHER	2
22	22836-A	0228361	KNOB	1
23	2140-13	0214013	CARRIAGE BOLT	1
24	2080-21	0208021	WASHER	1
25	20832	0208320	CORD HOOK AND CLAMP W/ SCREWS	2
-	20832-A	0208321	CORD HOOK ONLY W/ RIVETS	2
26	12048	0120480	BOLT	1
27	16884	0168840	CABLE GUARD	1
28	16885	0168850	CABLE CLAMP	1
29	2190-4	0219004	LOCKNUT	2
30	2080-25	0208025	WASHER	2
-	24800	0248000	HANDLE ASSEMBLY W/O ELECTRICAL	1
-	24848-A	0248481	HANDLE ASSEMBLY - COMPLETE	1
-	32848-A	0328481	HANDLE ASSEMBLY - COMPLETE	1

Motor Units

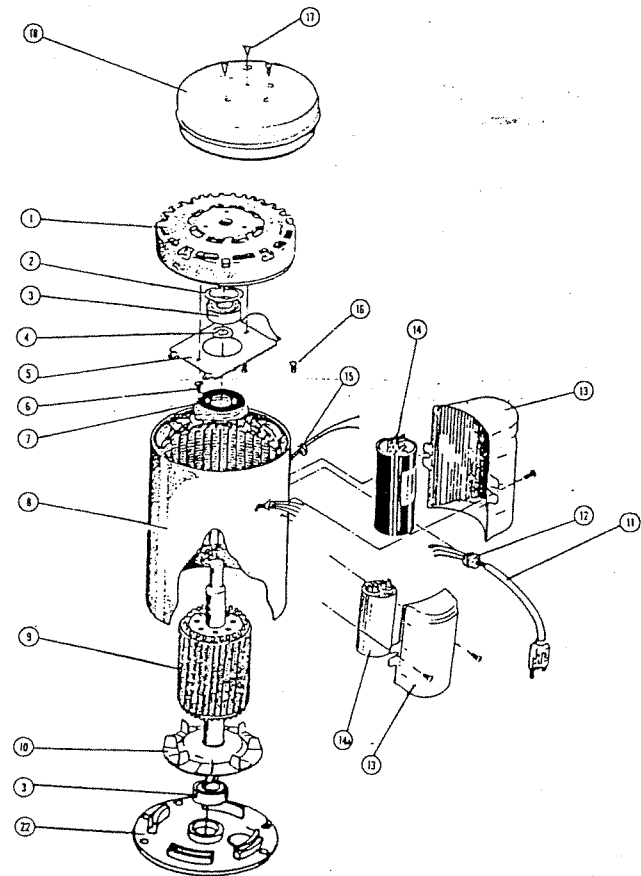


Models

HP-13
HP-15-A
HP-18

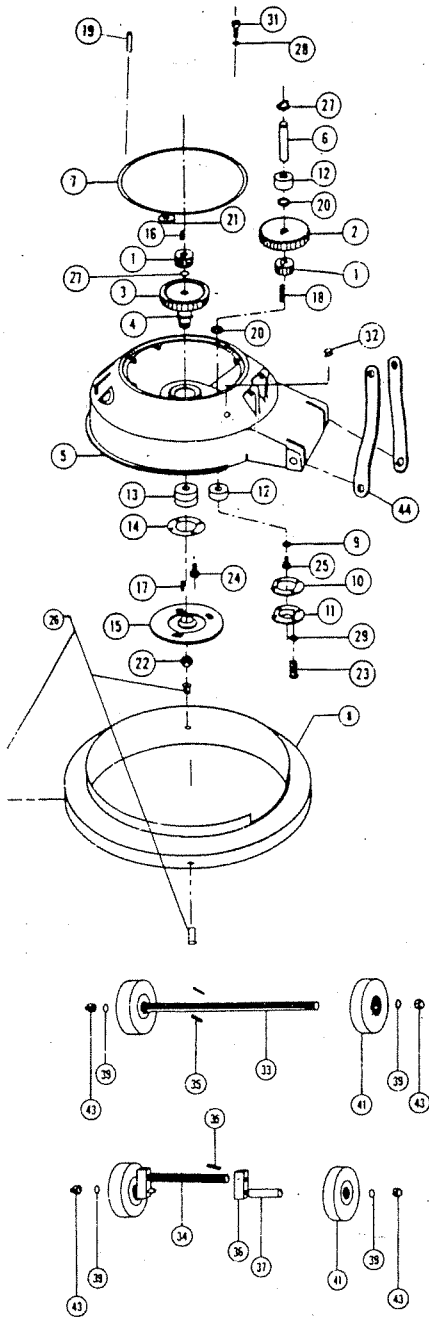
Models

P-12-A
P-13
P-15A
P-18



REF No.	PART No.	PRODUCT Code	DESCRIPTION	QTY.
1	24135-A	0241351	END SHIELD, TOP END	1
-	24135-B	0241352	END SHIELD, TOP END	1
2	24146-A	0241461	LOADING SPRING	1
3	24145-A	0241451	BEARING, TOP END BELL	2
4	24143-A	0241431	SPACER WASHER	1
5	24137-A	0241371	STATIONARY SWITCH	1
6	24137-A-1	0241372	SCREW, STATIONARY SWITCH	2
7	24148-A	0241481	CENTRIFUGAL SWITCH	1
8	20138-A	0201381	STATOR ASSEMBLY	1
-	20138-B	0201382	STATOR ASSEMBLY	1
-	24138-A	0241381	STATOR ASSEMBLY	1
-	24138-B	0241382	STATOR ASSEMBLY	1
9	20147-A	0201471	ROTOR ASSEMBLY	1
-	20147-B	0201472	ROTOR ASSEMBLY	1
-	24147-1	0241471	ROTOR ASSEMBLY	1
-	24147-B	0241472	ROTOR ASSEMBLY	1
10	24147-AB1	0241473	INTERNAL FAN	1
10A	20705-B-1	0207053	EXTERNAL FAN - NON VENTED	1
11	24141-A	0241411	CORD WITH HOLDED PLUG	1
12	24151	0241510	STRAIN RELIEF	1
13	20150-A	0201500	CAPACITOR CASE	1
-	24140-A	0241401	CAPACITOR CASE	1
14	20149-A	0201491	CAPACITOR	1
-	24149-A	0241491	CAPACITOR	1
15	42044-2	0420442	SNAP BODY	1
16	2135-7	0213507	GROUNDING SCREW	1
17	2136-1	0213601	SCREWS DRIP COVER	3
18	22106-B	0221062	DRIP COVER	1
19	2135-16	0213516	SCREWS, FAN GUARD	3
20	20106-C	0201063	FAN GUARD -NON VENTED	1
22	20006	0200060	END SHIELD, SHAFT END	1
-	20006-B	0200062	END SHIELD, SHAFT END	1

Gear Unit with Base Assembly



REF No.	PART No.	PRODUCT Code	DESCRIPTION	QTY.
1	24001	0240010	PINION GEAR	2
2	24002	0240020	INTERMEDIATE GEAR (FIBRE)	1
-	24002-C	0240023	INTERMEDIATE GEAR (METAL)	1
3	21003	0210030	OUTPUT GEAR WITH KEY	1
4	21019	0210190	BEARING SPACER	1
5	21613	0216130	BASE CASTING	1
-	21615	0216150	BASE CASTING	1
-	21618	0216180	BASE CASTING	1
6	24005A	0240051	SHAFT INTERMEDIATE	1
7	22006-1	0220061	GASKET, END BELL	1
8	21007	0210070	BUMPER	1
-	23607-A	0236071	BUMPER	1
-	33607-A	0336071	BUMPER	1
9	20008	0200080	WASHER, RETAINING	1
10	20009	0200090	GASKET INTER. COVER	1
11	20010-A	0200101	COVER, INTERMEDIATE	1
12	20011	0200110	BEARING, INTER. SHAFT	2
13	21012	0210120	BEARING, OUTPUT GEAR	2
14	21013	0210130	PLATE COVER	1
15	21014	0210140	BRUSH ADAPTER	1
16	2050-6	0205006	KEY, PINION SHAFT	1
17	2050-10	0205010	KEY, OUTPUT SHAFT	1
18	2050-18	0205018	KEY, INTER. SHAFT	1
19	20024-A	0200241	DOWEL PIN	1
20	20025	0200250	WASHER SPACER	2
21	20027-A	0200271	GREASE SLINGER (SHIELD)	1
22	20026-B	0200262	LOCK NUT - LEFT HAND	1
23	2000-14	0200014	RD. HD. MACH. SCREW	4
24	2005-6	0200506	FLAT HD. MACH. SCREW	4
25	2025-19	0202519	BINDER HD, MACH, SCREW	1
26	2065-24	0206524	RIVET	3
27	2205-6	0220506	RETAINING RING	2
28	2105-4	0210504	LOCKWASHER	4
29	2105-2	0210502	NO. 8 LOCKWASHER	4
31	2010-23	0201023	HEX HD. MACH. SCREW	4
32	2666	0266600	PLUG BUTTON	1
33	21609	0216090	WHEEL CARRIAGE SHAFT	1
34	13609-2A	0136092	WHEEL CARRIAGE SHAFT	1
35	2115-8	0211508	ROLL PIN	1
36	13609-4	0136094	WHEEL ARM	2
37	13609-3A	0136093	STUD FOR WHEEL ARM	2
39	2080-25	0208025	WASHER	2
-	13609	0136090	WHEEL CARRIAGE ASSEMBLY (LESS WHEELS)	1
41	24611	0246110	WHEEL 4"	2
43	2190-4	0219004	LOCK NUT	2
44	19838-A	0198381	BRACE	2
-	33838	0338380	BRACE	2